



Compact, high-performance linear high bay for use in warehouses, workshops, factories, hangars, and other industrial applications

Dual selectable switch for 3-level wattage and CCT color-tuning
Fixed wattage, EMB backup and occupancy sensor options available

Key Applications

High Bay

- Warehouses
- Workshops
- Factories
- Hangars

Compliances

UL/cUL Listed to:

- UL 1598 Suitable for Damp Locations
- FCC Part 15 Class A

DLC v5.1 Premium

RoHS

Performance Specs	Wattage	Lumens (5000K)	L/W
LO-X2	80W	12,854	160
LO-X1	125W	18,189	145
LO	180W	24,345	135
HI-X2	200W	32,614	163
HI-X1	240W	37,045	154
HI	290W	41,743	144
MAX-X2	325W	49,987	154
MAX-X1	385W	57,078	149
MAX	450W	66,170	145

Specifications

Construction	High-quality, durable aluminum housing
Finish	White thermoset powder coat
Hardware	316 stainless steel
Light source	High-brightness LED, >80 CRI LO - 80/125/180W, up to 24,000 lumens - 2FT HI - 200/240/290W, up to 42,000 lumens - 2FT MAX - 325/385/450W, up to 65,000 lumens - 4FT 4000K, 4500K, and 5000K (field selectable)
Lens	Diffuse polycarbonate lens
Optics	XF - 120° Extra Wide Flood - standard AW - Aisleway 50° x 90° flood - optional
Driver	AC 120-277V, 50-60Hz, 0-10V AC 277-480V, 50-60Hz, 0-10V
Power factor	> 0.9
THD	< 20%
Surge protection	6KV per ANSI C62.41
Ambient operating temperature	-40°C to +55°C
Operating Lifetime	L70 at 100,000 hours
EMB	90 minute emergency battery backup
Mounting	V-hook suspension mount (2) - included Aircraft cable surface mount - optional
Dimensions	25.8 inch x 11.9 inch x 3.28 inch - LO 25.8 inch x 17.8 inch x 3.28 inch - HI 42.6 inch x 17.8 inch x 3.28 inch - MAX
Weight	8.3 lbs (3.7 kg) - LO 13.3 lbs (6.0 kg) - HI 26.6 lbs (12.1 kg) - MAX
Warranty	5 years

For IES files, see website or contact factory

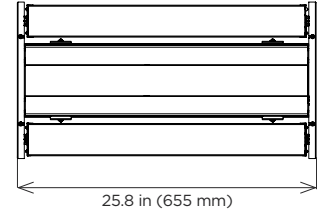
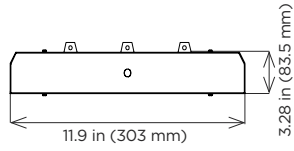
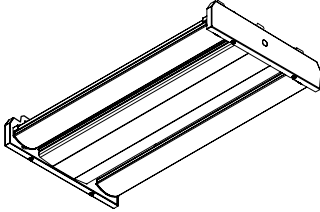
Ascend LHB Series

Linear High Bay LED

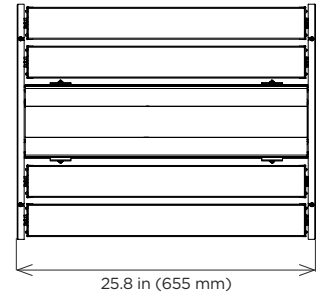
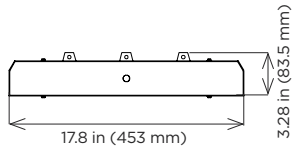
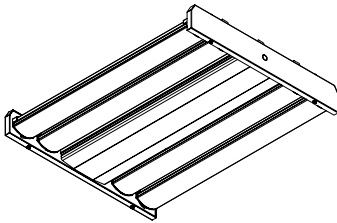
PHOENIX[®]
DURABILITY X DESIGN™

Dimensions

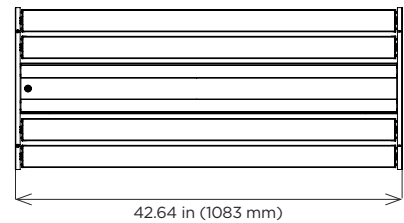
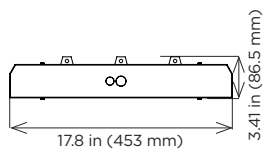
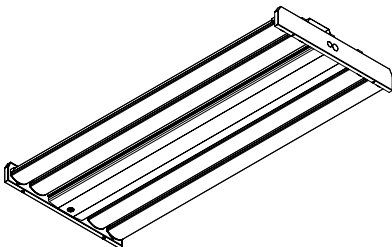
LO Model



HI Model



MAX Model



Ascend LHB Series

Linear High Bay LED

PHOENIX[®]
DURABILITY X DESIGN™

Ordering Information

Example: ASC-LHB-HI-120-277-XF-8-CTS-EMB

Fixture	Model	Voltage	Optics	CRI	CCT	Emergency	Wattage - Fixed
ASC-LHB	LO	120-277	XF	8	CTS	EMB	X1
	HI	277-480	AW				X2
	MAX						

Model

LO 80/125/180W, up to 24,000 lumens
HI 200/240/290W, up to 42,000 lumens
MAX 325/385/450W, up to 65,000 lumens

Voltage

120-277 120-277V, 50-60Hz
277-480 277-480V, 50-60Hz

Optics

XF 120° extra wide flood, standard
AW Aisleway 50° x 90° flood, optional
Long leadtime and MOQ may apply.

CRI

8 80+

CCT

CTS Color-tuning selectable -
4000K, 4500K, or 5000K

Emergency

EMB 90 minute emergency battery backup (120-277V only)

Wattage - Fixed

X1 LO (125W), HI (240W), MAX (385W)

X2 LO (80W), HI (200W), MAX (325W)

Note that these orders necessitate minimum quantities and extended lead times. Contact factory.

Special Projects: We may be able to accommodate your special projects, so please don't hesitate to ask about additional options. Minimum order quantities and/or extended lead times will apply. Contact your Phoenix representative with specific inquiries.

Accessories

Accessories (order separately)	
KIT, ARCFT CBL MNT, ASC-LHB	(Aircraft cable mounting kit, 10ft, 2 included)
KIT, SRFC MNT, ASC-LHB	(Surface mounting kit)
SNSR, OCC, ASC-LHB, W/PHTCLL	(Plug-and-play PIR, i.e Plug-and-play PIR occupancy sensor with daylighting)
REMOTE, PRG, ASC-LHB	(Remote programmer for occupancy sensor)
KIT, CABLE, 18/3, WHT, 10FT, 600V	(3-conductor cable w-strain relief, 10ft, 18 AWG, 600V, White)
KIT, CABLE, 18/4, WHT, 10FT, 600V	(4-conductor cable w-strain relief, 10ft, 18 AWG, 600V, White, used with EMB)

Product design and specifications are subject to change without notice. The most current version of this specification sheet can be found at www.phoenixlighting.com.