

# PHOENIX<sup>®</sup>

DURABILITY **X** DESIGN<sup>™</sup>



DURABLE LIGHTING  
**MADE FOR MINING<sup>™</sup>**






## Every night, at mines around the world,

operators depend on Phoenix lights. From the first light we built in 1943 to the LED fixture that was installed last week, our product line has been a sequence of innovations inspired by mine operators worldwide and their evolving needs.

With unrivaled industry expertise and the highest level of technology available, Phoenix light fixtures bring a new level of safety and efficiency to your operations.



## Phoenix Lighting

### BY THE NUMBERS

Just a few of the reasons  
you can count on Phoenix.

6

continents with Phoenix lighting

78

years manufacturing lights

129

years in business

3,000+

mine sites globally

>500,000

LED fixtures

## Every day, with every light, and for every project ...


... we are committed to durability. As we design, engineer and manufacture our products for the mining industry, we are constantly thinking about operators and what they need to do their jobs safely and effectively.



### Our fixtures have been tested and proven ...

... in the most extreme conditions for over 78 years. We use measures like potted drivers, high quality finishes and marine grade components to ensure our fixtures thrive in the mining environment and last longer than any other option.

We test our fixtures by exposing them to the most extreme scenarios they are designed for – shock, vibration, moisture, hazardous conditions ... Phoenix sends every fixture out the door with the confidence that it will stand up to the rigors of the mining environment.





# Dragline

Phoenix has retrofitted more draglines to LED globally than any other lighting company. Why are operators choosing Phoenix? They need the highest level of durability along with uniform, consistent light under the boom. When these two factors are optimized, so is productivity and safety.



## ModCom® 3 Lo

**Shovel** On machine house pg. 6



## ModCom® 3 Max

**Dragline** Outside machine house, on mast, on boom pg. 6



## ModCom® 3 Hi

**Dragline** Inside and outside machine house, on boom

**Shovel** On A-frame pg. 6



## HDL-LED Series

**Dragline** Inside machine house

**Shovel** Inside and under machine house pg. 9





# Electric Rope Shovel

Phoenix has been working with operators and OEMs to deliver quality illumination to shovels since the 1940s. Enabling the operator to effectively read the grade while maintaining the highest level of safety has always been a joint goal of Phoenix and its customers.



## Wayfinder™ 2

**Dragline** Inside tub  
**Shovel** Above doors *pg. 10*



## Cube-Light Wall Mount

**Dragline** Inside tub  
**Shovel** Above doors *pg. 10*



## SturdiLED®

**Shovel** Under machine house *pg. 10*




## Danger Light™

**Shovel** Perimeter (back and sides) *pg. 9*



## Dozer & DC Blasthole Drill

Extreme shock, vibration and g-force often cause premature failure of lights, leading to lost productivity. Phoenix lights are designed to endure these conditions so operators can get their jobs done at any hour.



Dozer



DC Blasthole Drill

### Sturdilite® Master Series

**Dozer** Above blade and tracks, operator's cab

**Drill** Above and below deck, operator's cab pg. 9



### Sturdilite® Move Series

**Dozer** Above blade and tracks, operator's cab

**Drill** Above and below deck, operator's cab pg. 9






# Haul Truck & Hydraulic Excavator

The punishing work of a hydraulic excavator and haul truck need lighting that can take a hit. With consistent light and exacting standards of durability, operators are choosing Phoenix for their mobile equipment to keep productivity and safety high and maintenance at a minimum.



Haul Truck



Hydraulic Excavator

## Sturdilite® Master Series

**Haul Truck** Driving, side and back lights

**Excavator** Dig lights and perimeter lights *pg. 9*



## Sturdilite® Move Series

**Haul Truck** Driving, side and back lights

**Excavator** Dig lights and perimeter lights *pg. 9*



# Flood Lighting



## ModCom® 3 Series Heavy Duty LED Floodlight

### Patents pending


- the third generation of durable, compact, surface-mounted fixtures specifically designed for large AC mining equipment and hazardous locations
- optional lighting controls that enable color tuning, power monitoring and preventative maintenance notifications
- custom designed optics, including new, no-glare perimeter optic, maximize fixture performance and increase equipment efficiency
- optional Amber CCT models improve visibility in high fog and dirt conditions



**Wattage** up to 121W, 231W or 438W

**Lumens** up to 15,000, 30,000, or 52,500

**Warranty** 5 years





## DC Work Lights



LO

MED

HI

### Sturdilite® Master Series Low-voltage LED Floodlight

US Design Patent No. D993,511

- durable, compact design ideal for use on demanding mobile equipment
- customized optics minimize glare and provide precise optical control
- High model available with linear optics and red LEDs to indicate unsafe zones (Alert)



**Wattage** up to 24W, 48W or 82W

**Lumens** up to 2500, 5000 or 7600

**Warranty** 3 years



LO

MED

HI

### Sturdilite® Move Series Low-voltage LED Floodlight

- durable, economic line of DC-voltage LED work lights
- ideal for mobile mining equipment such as haul trucks, excavators, bulldozers and wheel loaders
- easy installation and fits easily into factory-installed positions



**Wattage** 19W, 40W or 64W

**Lumens** up to 2000, 5000 or 7000

**Warranty** 1 year



## Large Area Lighting



### Highland® Series High Mast & Area LED Floodlight

- ideal for stockyards, haul roads and pit lighting
- can be paired with Synapse® lighting controls system
- designed to meet U.S. and Canadian requirements



**Wattage** up to 265W or 530W (pictured)

**Lumens** up to 40,000 or 80,000

**Warranty** 5 years



### Meridian Series High Mast & Area LED Floodlight

- ideal for stockyards, haul roads and pit lighting
- can be paired with Synapse® lighting controls system
- certified for markets outside of North America



**Wattage** up to 265W or 530W (pictured)

**Lumens** up to 40,000 or 80,000

**Warranty** 5 years



### Apex™ Series

#### High Mast LED Floodlight

- ideal for stockyards, haul roads and pit lighting
- exceptional output for effective long-distance lighting
- unmatched efficiency with maximum glare control



**Wattage** 600W or 1000W

**Lumens** 85,000 or 138,000

**Warranty** 5 years



### Soar™ Series

#### High Mast & Large Area LED

- ideal for stockyards, haul roads and pit lighting
- can be paired with Synapse® lighting controls system
- delivers powerful, high output illumination



**Wattage** 960W

**Lumens** up to 130,000

**Warranty** 5 years





## Accessway & Flood Lighting



**Wayfinder™ 2**  
LED Accessway Light

### Patent Pending

- projects up to 1300 lumens to walkways, stairways and other small areas
- integrated emergency battery backup (EMB) option keeps the fixture illuminated for 6-hour or 2-hour durations during power interruptions
- optional motion sensor for additional energy savings



**Wattage** 3.2W - 11W (field adjustable output)

**Lumens** up to 1300

**Warranty** 5 years



**Cube-Light**  
Compact LED Area Light

### Australian Design No. 359170; US Patent No. D762,321 S

- simple, yet durable 13W LED area light
- compact design makes it ideal for use along accessways and stairways and in small spaces
- wall mount version available as a complete fixture or retrofit kit, an ideal replacement for jelly jar fixtures



**Wattage** 13W

**Lumens** up to 1000

**Warranty** 3 years



**SturdiLED®**  
Super-rough Service LED Floodlight

### US Design Patent No. D708,776

- potted driver, conformal coated circuit board and rugged shock mount base provides maximum vibration resistance
- replaces up to 150W HID or 500W quartz halogen



**Wattage** 37W

**Lumens** 2900

**Warranty** 5 years



**Sturdilite® Grind**  
18W LED Floodlight

### US Design Patent No. D957,023

- compact, yet durable design
- energy efficient and replaces up to 250W quartz halogen fixtures
- magnetic base accessory makes fixture ideal for maintenance or task lighting



**Wattage** 18W

**Lumens** up to 2500

**Warranty** 5 years

## Linear & Area Lighting



### HDL-LED Series Heavy Duty LED

#### US Design Patent No. D720,875

- designed to replace linear fluorescent fixtures and up to 400W HID floodlights
- marine grade construction, potted driver and emergency battery backup (EMB) option
- ideal for applications that require hazardous ratings



**Wattage** 28W, 55W (pictured) or 83W

**Lumens** 2850, 5700 or 8550

**Warranty** 5 years



### Danger Light™ Heavy Duty LED

- designed to illuminate the area surrounding large mobile equipment to visually indicate dangerous zones (red) or safe zones (green)
- compact design with an adjustable mounting harp



**Wattage** 42W

**Lumens** up to 3800

**Warranty** 5 years



### CVO 2 LED Conveyor & Area Light

- ideal for use on conveyor belts, pathways, bridge/street lighting, perimeter lighting as well as general pole or wall mount lighting
- hazardous and emergency battery backup options coming soon
- International Dark Sky Association approved (2200K and Amber models only)



**Wattage** up to 75W, field adjustable output

**Lumens** up to 11,000 (50K), 8,000 (22K) or 6,500 (Amber)

**Warranty** 5 years



### Ascend LHB Series Linear LED High Bay

- ideal for warehouses, maintenance bays, processing facilities, and wide temperature ranges, including applications up to 55°C
- three models available are wattage and color temperature selectable
- optional emergency battery backup and occupancy sensor



**Wattage** 80/125/180W, 200/240/290W or 325/385/450W

**Lumens** 24,000, 42,000 (pictured) or 65,000

**Warranty** 5 years







## Additional Hazardous Rated Mining Lighting

### Conquer™ Series Floodlight Mid-watt Hazardous Rated LED Flood



**Wattage** 60W  
**Lumens** 6000  
**Warranty** 5 years (-40°C to +64°C ambient temperature)

### Conquer™ Series Linear Mid-watt Hazardous Rated Linear LED



**Wattage** 60W (pictured) or 80W  
**Lumens** 6600 or 9400  
**Warranty** 5 years (-40°C to +64°C ambient temperature)

### LFXB LED Series Explosion-proof LED



**Wattage** 40W (pictured) or 80W  
**Lumens** up to 4200 or 8400  
**Warranty** 3 years

### Guard Pro™ Series Hazardous Rated LED Floodlight



**Wattage** 20W, 60W, 100W, 150W or 200W  
**Lumens** 2600, 7800, 13000, 19500 or 26000  
**Warranty** 5 years

### Defend Flood™ 2 Series Explosion-proof LED Floodlight



**Wattage** 40W, 60W, 100W or 200W  
**Lumens** 5600, 8400, 14000 or 28000  
**Warranty** 5 years

### Metallic LED VP Series Vaporproof Fixture



**Wattage** 17W  
**Lumens** 1336  
**Warranty** 5 years

### SLX LED/SLXP LED/ DLX LED *docklite*® Explosion-proof LED Floodlights



**Wattage** 39W  
**Lumens** 2540  
**Warranty** 3-5 years





## Additional Mining Lighting

### Command Flood® Series

Marine Grade Floodlight



**Wattage** 145W (pictured), 240W or 360W

**Lumens** up to 18,500, 32,000 or 48,000

**Warranty** 5 years

### ReadiLED™ Series

LED Snaplight® and Retrofit Kit



**Wattage** 19W (pictured) or 38W

**Lumens** 2700 or 5400

**Warranty** 3 years

### LEDBM

LED Berth & Mirror Light



**Wattage** 14W

**Lumens** up to 520

**Warranty** 3 years

### DLA 2 *docklite*®

9W Modular LED Loading Dock Light Head



**US Design Patent No. D957,023**



**Wattage** 9W

**Lumens** 1100

**Warranty** 5 years

### FlexPro *docklite*®


Flexible Arm LED Dock Light



**Wattage** 10W

**Lumens** up to 1100

**Warranty** 3 years





**PHOENIX<sup>®</sup>**  
*DURABILITY X DESIGN<sup>™</sup>*

Phoenix Lighting 8711 West Port Avenue Milwaukee, WI 53224 USA  
Phone: +1 414.973.3300 Email: [mining@phoenixlighting.com](mailto:mining@phoenixlighting.com) [www.phoenixlighting.com/mining](http://www.phoenixlighting.com/mining)