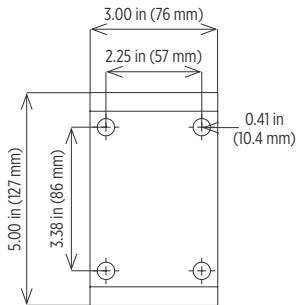




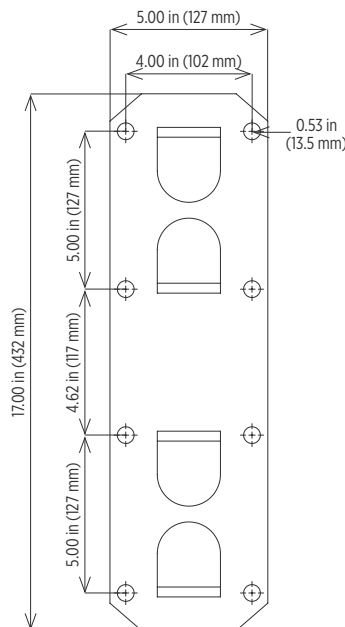
Built for longevity, stability and smooth operation
Durable polymer design in safety yellow for maximum visibility
Modular arms available in 24, 42 and 60 inch lengths

Dimensions

Wall Mounting Plate for
Single Strut Arms



Wall Mounting Plate for
Double Strut Arms



Modular Arm Specifications

Construction	1.50 inch square steel tube arms with wrist-action, zinc plated steel joint on 42 and 60 inch single strut arms Washers at all joints and bushings at bracket joints 24, 42 and 60 inch single strut arms - standard 42 and 60 inch double strut arms available
Finish	Safety yellow thermoset powder coat
Hardware	Zinc plated
Wiring	120V only Wear-resistant 3 conductor AC cord Male plug on light head cord plugs in to female receptacle in arm On-off rocker switch and IEC type receptacle
Mounting	3/8 inch (5 mm) thick zinc plated steel mounting bracket Mounting plate: 3 x 5 inch - single strut arms 5 x 17 inch - double strut arms Recommended mounting height: 5 feet 10 inches (1.78 m) from the floor - single strut arms 6 feet 9 inches (2.06 m) from the floor - double strut arms
Warranty	3 years

Contact factory for IES files

Compliances

- UL/cUL Listed to:
- UL 153 Portable Work Lights
Suitable for Dry Locations
 - Indoor (cUL)



Meets the requirements of the
Buy American Act (BAA) and/or the
American Recovery and Reinvestment Act (ARRA)



Modular *docklite* Arms

Arms for Loading Dock Lighting

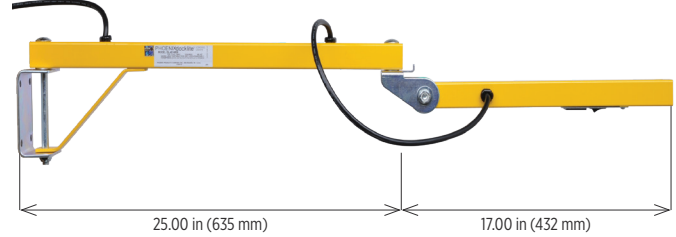
PHOENIX[®]
DURABILITY X DESIGN™

Single Strut Arms

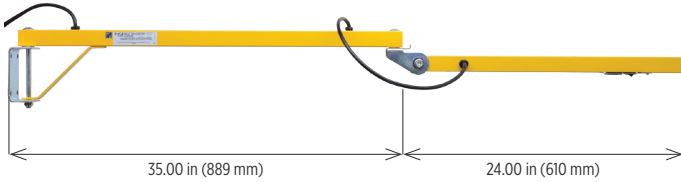
24 inch Arm Effective Reach



42 inch Arm Effective Reach

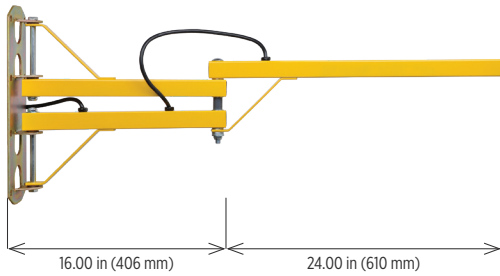


60 inch Arm Effective Reach

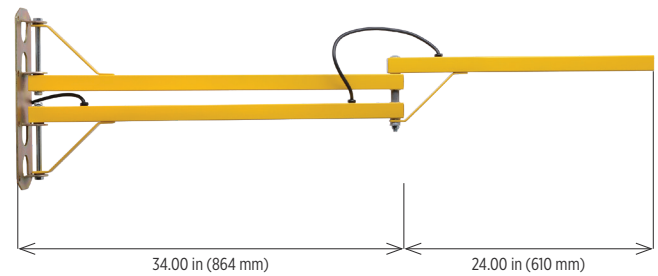


Double Strut Arms

42 inch Arm Effective Reach



60 inch Arm Effective Reach



Ordering Information

Example: DL-24-ARM

Series	Length	Part	Options
DL	24 ¹	ARM	DS ²
	42 ¹		
	60 ¹		

Options

DS² Double strut arm

Notes

- 1 120V standard.
- 2 Available in 42 and 60 inch lengths only. DL-FAN-18 requires 42 or 60 inch Double Strut Arm.

Special Projects: We may be able to accommodate your special projects, so please don't hesitate to ask about additional options. Minimum order quantities and/or extended lead times will apply. Contact your Phoenix representative with specific inquiries.

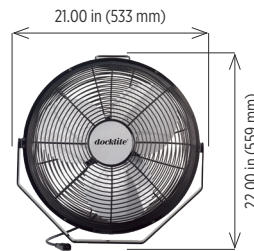
Accessories (order separately)



Incandescent Light Head
DL-INC-LH



LED Light Head
DLA2-12LED



Fan
DL-FAN-18



Modular *docklite* Arms

Arms for Loading Dock Lighting

PHOENIX[®]
DURABILITY X DESIGN™

Product design and specifications are subject to change without notice. The most current version of this specification sheet can be found on our website: www.phoenixlighting.com.



Phoenix Lighting 8711 West Port Avenue Milwaukee, WI 53224 USA
Phone: +1 414.973.3300 Toll Free: 800.438.1214 Fax: +1 414.973.3210 www.phoenixlighting.com

N5400725A
1.05.21